

Fire Safety in the Foster Home



ᑎᑭᑭᑦ ᐱᐱᐱᐱ ᑭᐱ ᑎᑭᑭᑭᑭ ᐱᐱᑭᑭᑭ

Tikinagan

Child & Family Services

Need Help?

Call 1-800-465-3624

(Free Phone Call)



ᑎᑭᑦᑲ ᑕᑕᑦᓂ ᑭᑦ ᑎᓂᑭᑭᑦ ᑕᑕᑭᑦ

Tikinagan

Child & Family Services

Table of Contents

About Tikinagan Child & Family Services	3
About This Booklet	4
Fire and Emergency Plans Are Important!	6
Fire and Emergency Plan Map	7
In Case of Fire - Who to Call	8
Fire Safety is Everyone's Job	9
Smoke Detectors / Fire Alarms	10
Fire Safety in the Home - What You Can Do	11


Mamow Obiki-ahwahsoowin

Everyone Working Together to Raise Our Children

About Tikinagan Child and Family Services

Tikinagan is a First Nations child well-being society, created by the Chiefs of Nishnawbe Aski Nation. Tikinagan was developed to provide child protection services that honour and respect First Nation values, traditions and culture. We call this Mamow Obiki-ahwahsoowin which means “everyone working together to raise our children.”

Within Mamow Obiki-ahwahsoowin, protecting and caring for children is a community responsibility. This means we try to involve grandparents, aunts and uncles, Elders, First Nation leadership, and other services in your community to help you and your family.





About This Booklet

This booklet is designed to help you as a foster parent to know your roles and responsibilities during a fire or other emergency, as well as fire safety requirements. It includes fire safety tips and steps to take with your foster children to ensure fire safety in the home.

This booklet is yours to keep. You should write all of the important names and numbers as you review this with your Residential Service Worker. If you need a new booklet, ask your Worker at any time, or contact Tikinagan Child and Family Services at one of the numbers on the back of this booklet.

This booklet is also available online at tikinagan.org



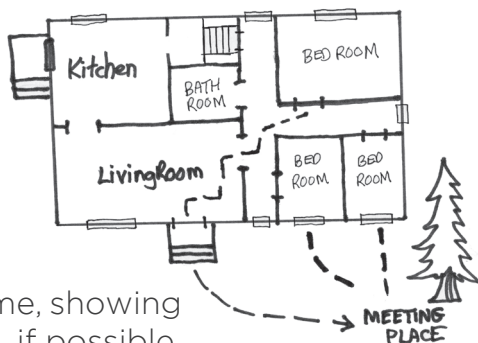


Fire and Emergency Plans are Important!

Your Residential Service Worker should develop a plan with you that includes:

- Your roles and responsibilities during a fire or other emergency.
- A plan for how everyone will leave the house (with an alternate route in case the first route is not possible).
- Where to meet once you are outside of the house.

Fire and Emergency Plan Map



Draw a floor plan of your home, showing two ways out of every room, if possible. Make sure you know your meeting place.

A large empty rectangular box with a black border, intended for the user to draw their own floor plan.



In Case of Fire - Who to Call

9-1-1 does not work in all Northern communities. Both you and your foster children should know what number to call in the case of an emergency. Speak to your foster children about going to a neighbour's home to call or use a cell phone to call the fire department once they have exited the home. Never call from inside the home. Get out safely, and then call.

Fire Department Phone Number:

Fire Safety is Everyone's Job

Both you and your foster children have important roles to play. Make sure your foster children are aware of the fire and emergency safety plan by:

- Posting the fire and emergency safety plan in the home where everyone in the home can see it.
- Going over the plan with your foster children when a new child comes to live in your home, so that they know what to do and where to go if the smoke alarm goes off, or if there is a fire in the home.
- Revising the plan in the event that there is a change to the home itself.
- If no new children come to your home, reviewing the emergency safety plan with children at least once a year.

Reviewed on: _____ (D/M/Y) **Initial:** ____

- Practicing the fire and emergency safety plan at least once every six (6) months by conducting a fire drill. Use the smoke alarm during the drill.

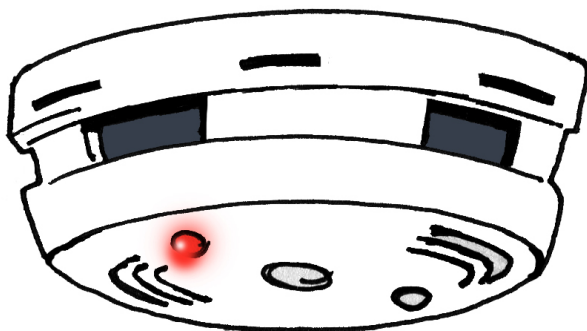
Practised on: _____ (D/M/Y) **Initial:** ____

Practised on: _____ (D/M/Y) **Initial:** ____



Keep A Record

Please keep a record of when you do your fire drills. Your Residential Service Worker may want to see when they have taken place.



Smoke Detectors/Fire Alarms

All foster homes need to have working smoke alarms in the following locations:

- A smoke alarm on each storey of the home.
- Additional smoke alarms in each bedroom and/or sleeping area of the home.

To ensure that your smoke alarms are functioning properly:

- Put a reminder on your calendar for the first of every month to test your smoke alarms. Check below after each test.

1 [] 2 [] 3 [] 4 [] 5 [] 6 [] 7 [] 8 [] 9 [] 10 [] 11 [] 12 []

- Replace the batteries annually, or whenever the low battery warning goes off.

Date Battery Changed: _____ (D/M/Y)

- Do not remove the batteries from the smoke alarm. If the alarm goes off accidentally (cooking, steam from shower, smoking, etc.) consider getting a smoke alarm with a hush feature, or try moving the alarm to a different location.

Fire Safety in the Home - What You Can Do

- There must be at least one exit from the first storey of the residence.
- There must be at least one exit or two ways out from the third storey of the residence, if the third storey contains sleeping accommodation.
- All bedrooms need to have a window.
- Ensure that any flammable liquids, including paint supplies, are kept stored in lockable containers and not stored near any appliances. Lockable containers refer to lockable filing cabinets, lockable closets or rooms, lockable cupboards, desk drawers, and safes.
- Make sure gasoline containers are securely locked.
- Keep fire starting materials (lighters and matches) out of sight and out of reach of children.
- If you smoke, keep the lighter or pack of matches in a safe place so you know where it is.
- If you smoke, do not smoke in the home.
- Talk to your foster children about the dangers of playing with fire.
- Keep hallways and doorways clear.
- Keep wood stoves and stove pipes in good working order and complying with safety standards.
- Have a working fire extinguisher in the home, and make sure everyone knows where it is, and all adults know how to use it.

Received Training on: _____ **(D/M/Y) Initial:** ____



ᑎᑭᑎᑎᑎ ᑕᑕᑎᑎ ᑎᑭᑎᑎᑎ ᑕᑕᑎᑎᑎ

Tikinagan

Child & Family Services

Mamow Obiki-ahwahsoowin

Everyone Working Together
to Raise Our Children

Find out more about our organization, history
and service model (Mamow Obiki-ahwahsoowin)
on our website.

This booklet is also available online under
About-Publications.

PO Box 627
Sioux Lookout, ON P8T 1B1

P: (807) 737-3466
TF: 1- 800-465-3624

www.tikinagan.org

